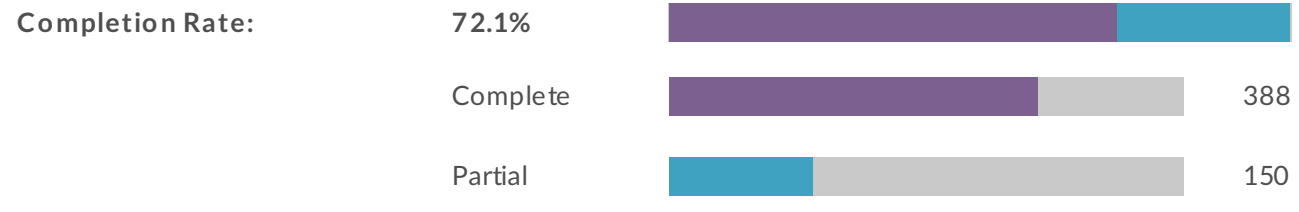


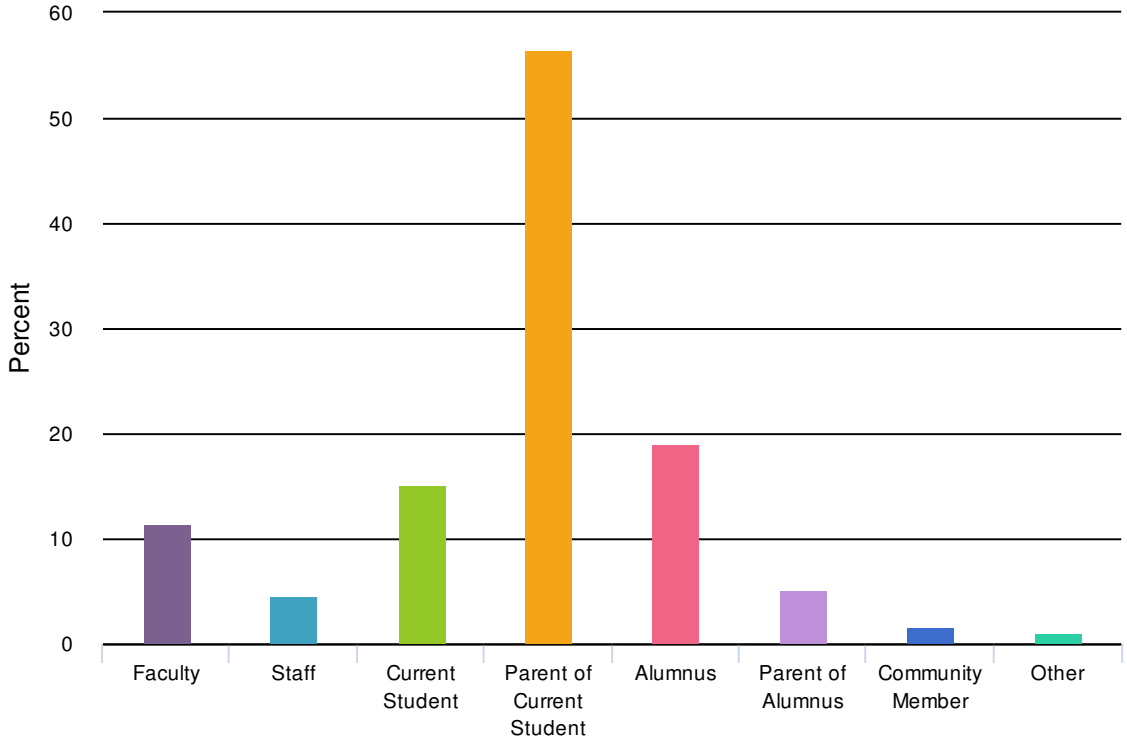
Report for SLCA Strategic Planning Survey

Response Counts



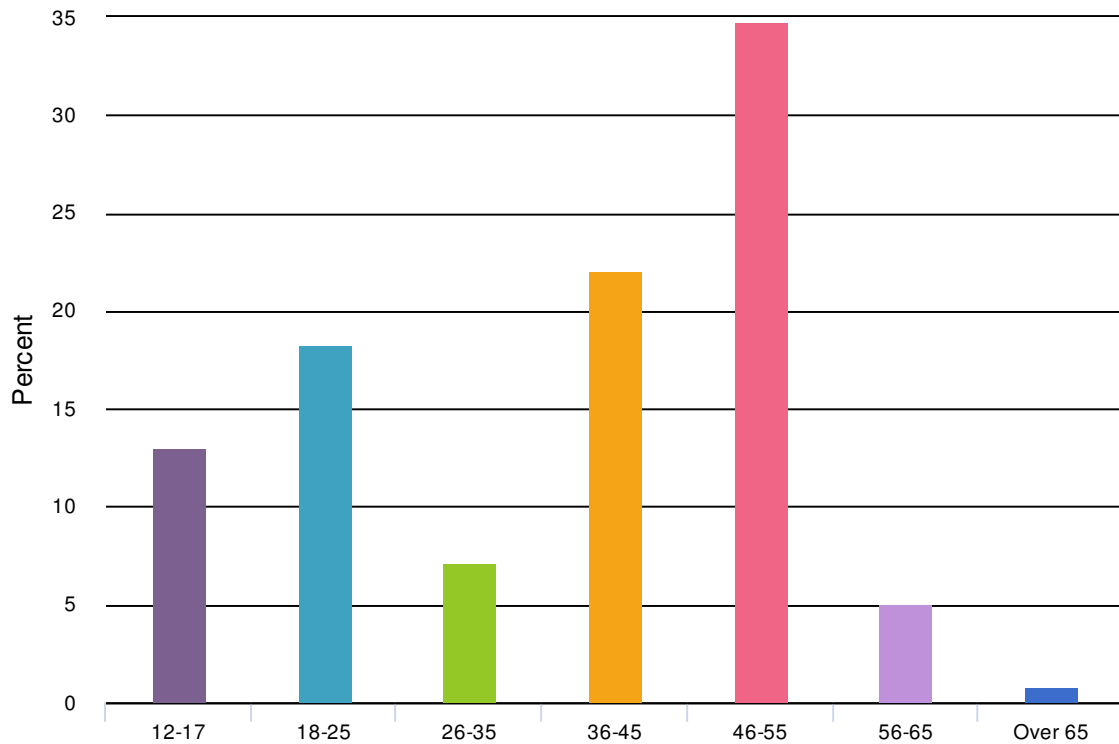
Totals: 538








1. Please specify your relationship to SouthLake Christian Academy (SLCA). Choose all that apply.



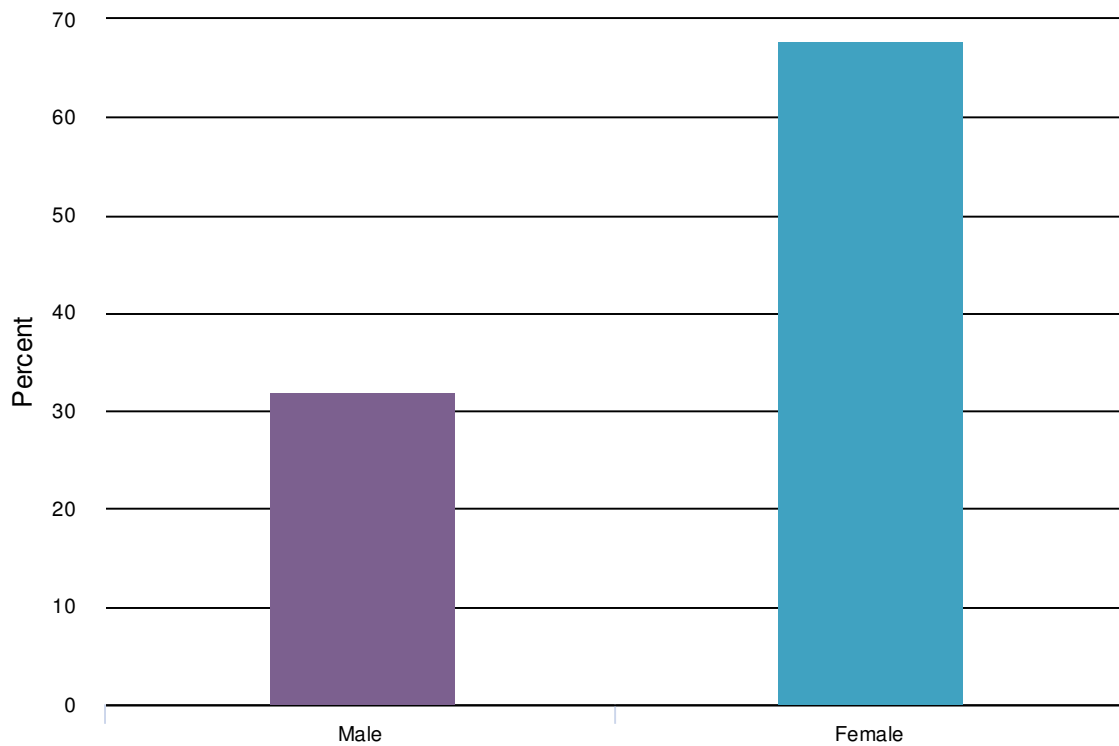
Value	Percent	Responses
Faculty	11.4%	55
Staff	4.6%	22
Current Student	15.2%	73
Parent of Current Student	56.5%	272
Alumnus	19.1%	92
Parent of Alumnus	5.2%	25
Community Member	1.7%	8
Other	1.2%	6



2. What is your age?



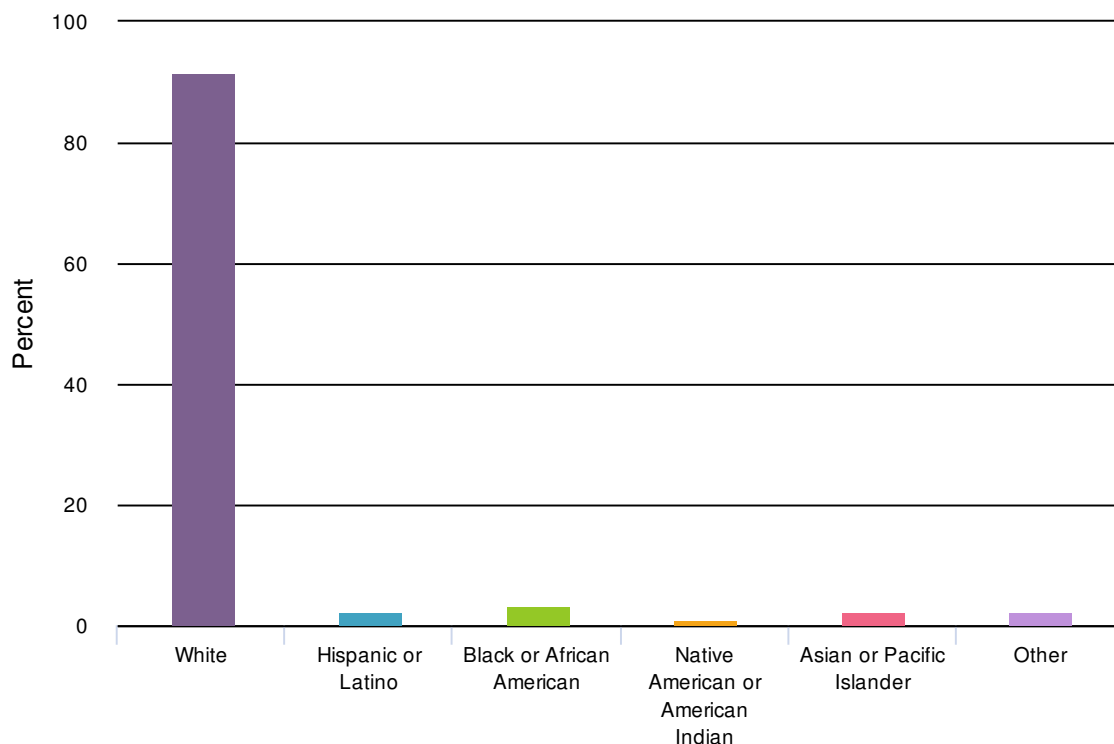
Value		Percent	Responses
12-17		13.0%	61
18-25		18.3%	86
26-35		7.2%	34
36-45		22.1%	104
46-55		34.8%	164
56-65		5.1%	24
Over 65		0.8%	4

3. What is your gender?



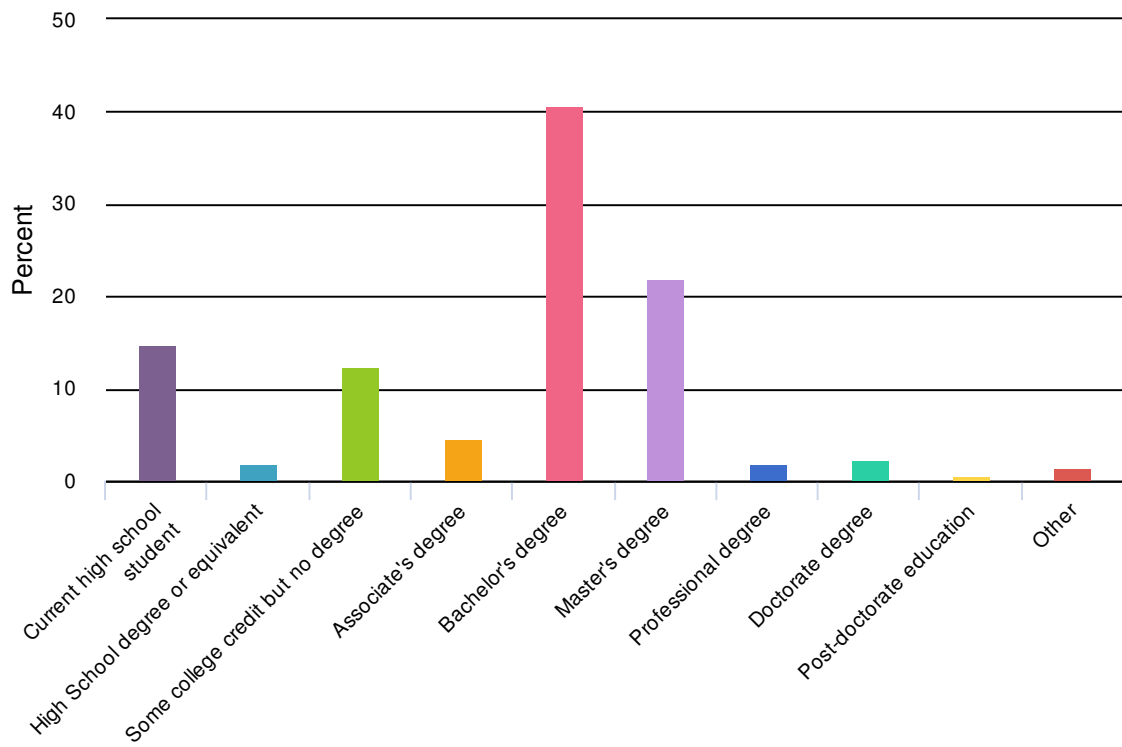
Value		Percent	Responses
Male		32.1%	151
Female		67.9%	320

4. Please specify your ethnicity.



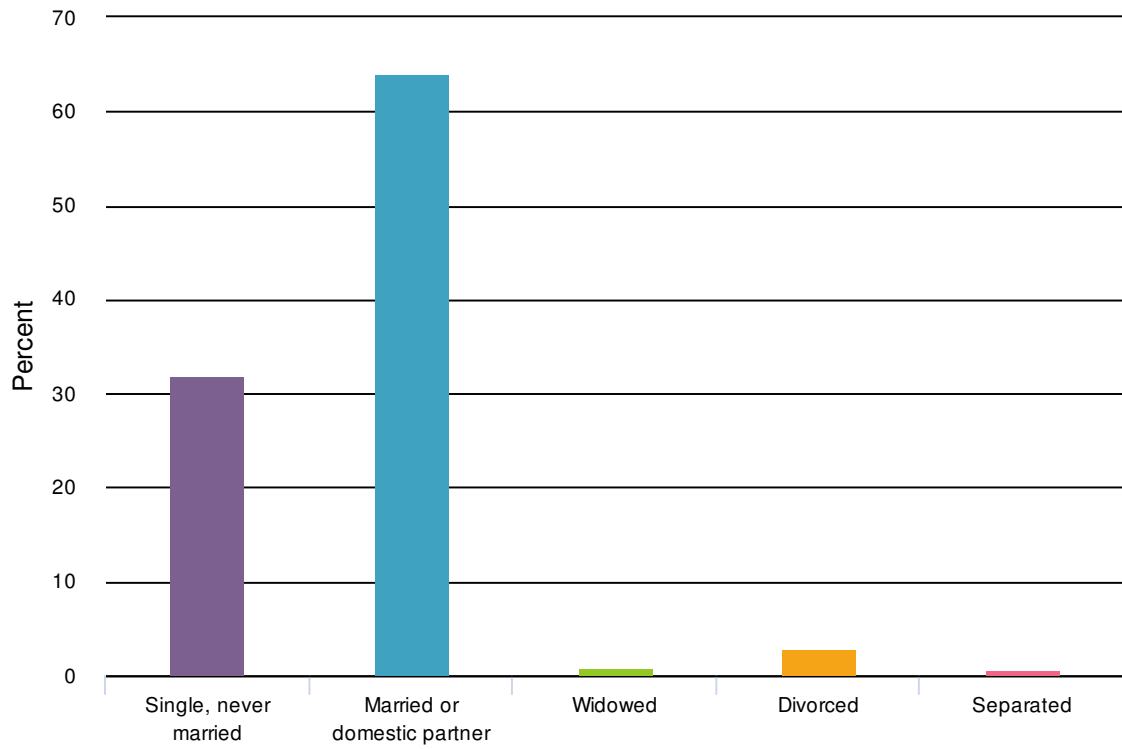
Value	Percent	Responses
White	91.6%	425
Hispanic or Latino	2.4%	11
Black or African American	3.2%	15
Native American or American Indian	1.1%	5
Asian or Pacific Islander	2.2%	10
Other	2.2%	10






5. What is the highest level of education you have received?



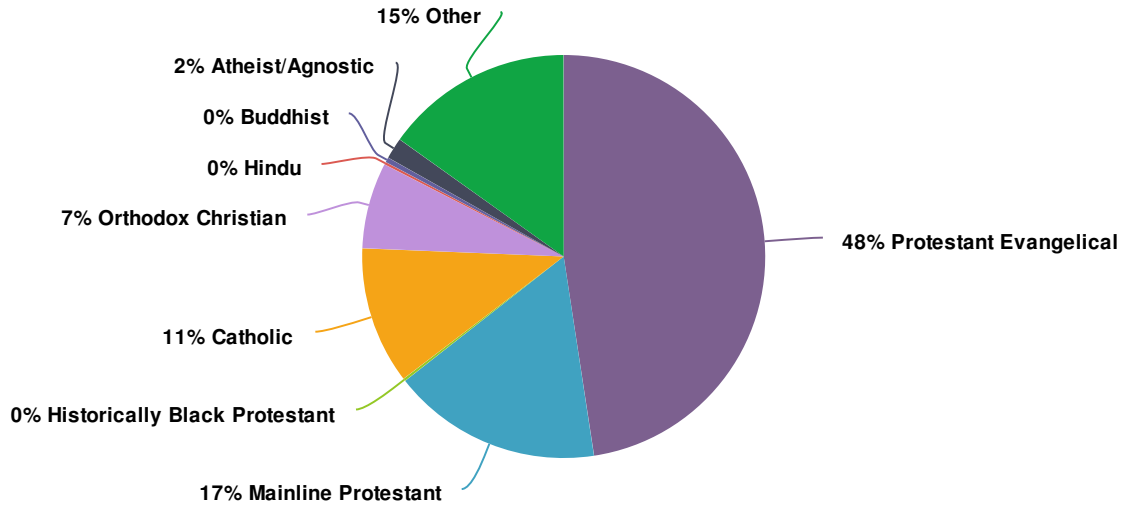
Value	Percent	Responses
Current high school student	14.7%	69
High School degree or equivalent	1.9%	9
Some college credit but no degree	12.4%	58
Associate's degree	4.7%	22
Bachelor's degree	40.7%	191
Master's degree	22.0%	103
Professional degree	1.9%	9
Doctorate degree	2.3%	11
Post-doctorate education	0.6%	3
Other	1.5%	7

6. What is your marital status?



Value		Percent	Responses
Single, never married		31.8%	149
Married or domestic partner		63.9%	299
Widowed		0.9%	4
Divorced		3.0%	14
Separated		0.6%	3

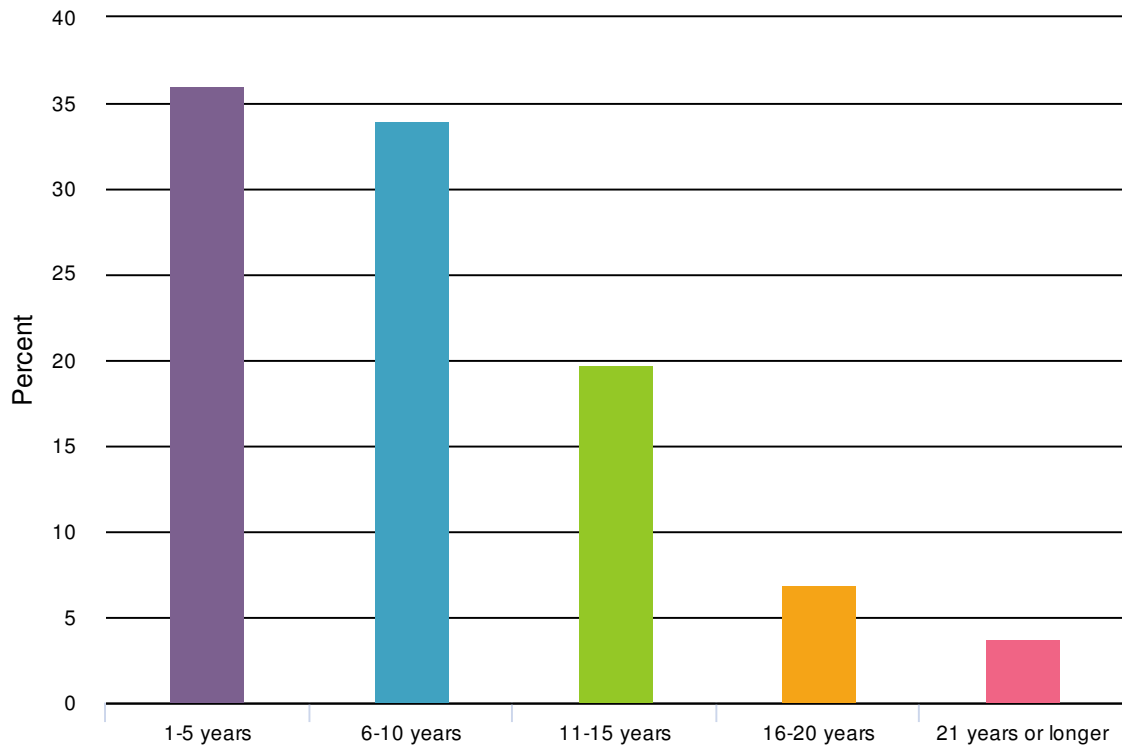
7. What is your religious affiliation?








Value	Percent	Responses
Protestant Evangelical	47.5%	220
Mainline Protestant	16.8%	78
Historically Black Protestant	0.2%	1
Catholic	11.0%	51
Orthodox Christian	6.9%	32
Hindu	0.2%	1
Buddhist	0.4%	2
Atheist/Agnostic	1.7%	8
Other	15.1%	70

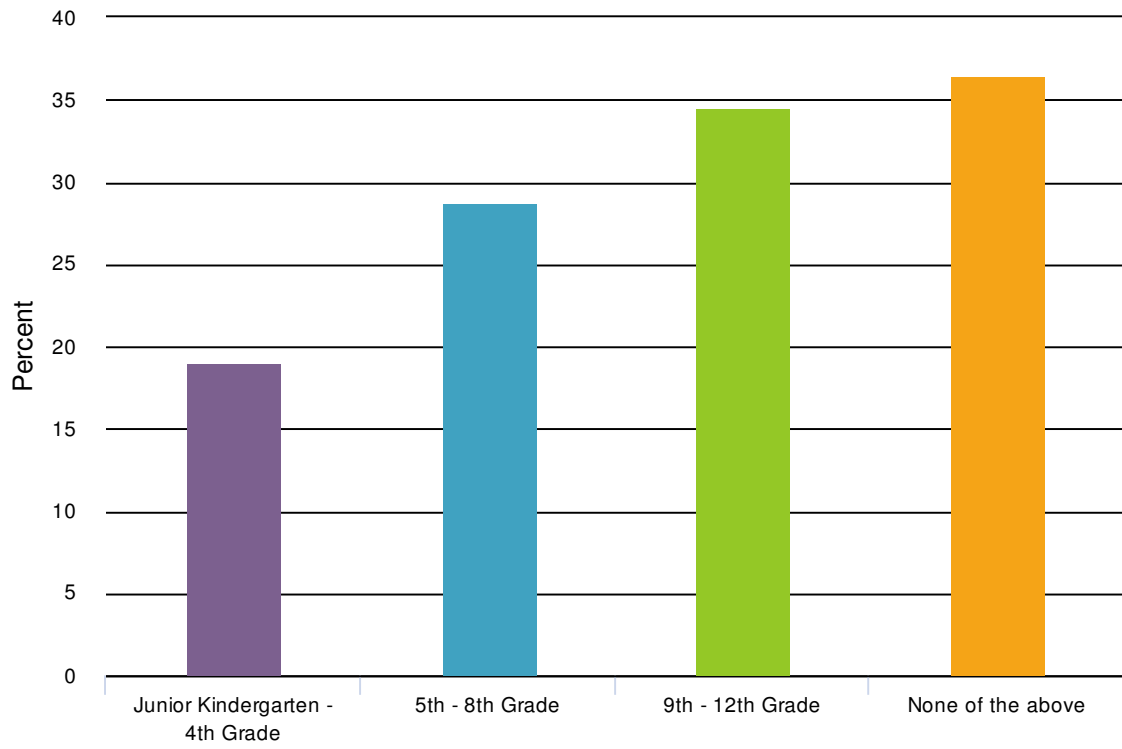
Totals: 463





8. How long have you been associated with SLCA?



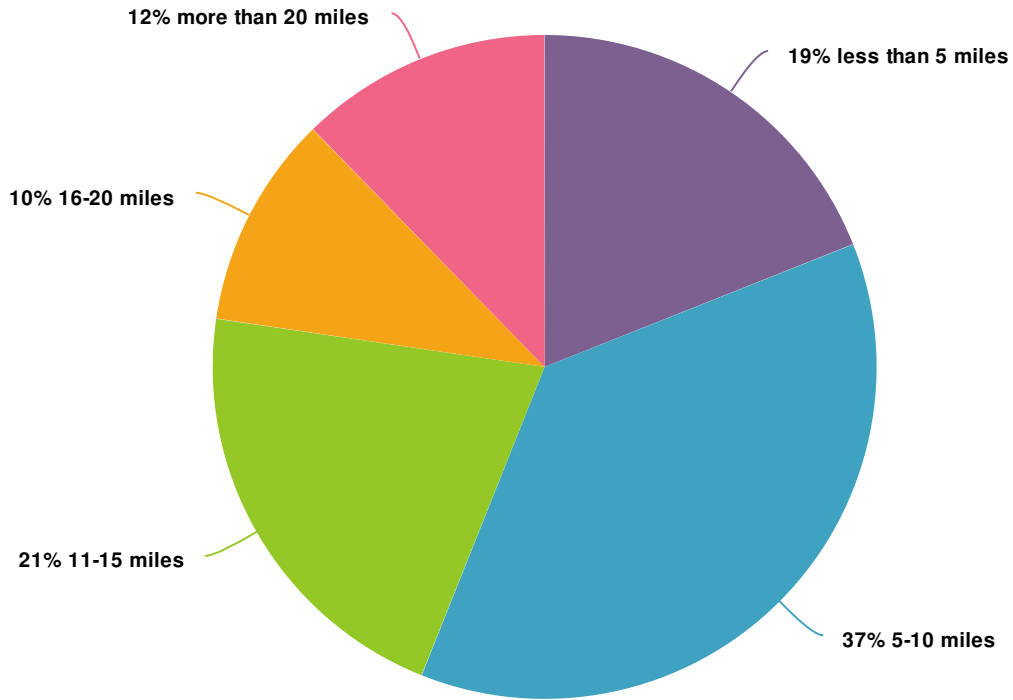
Value		Percent	Responses
1-5 years		36.0%	173
6-10 years		34.0%	163
11-15 years		19.8%	95
16-20 years		6.9%	33
21 years or longer		3.8%	18






9. I have children in the following grades (check all that apply):



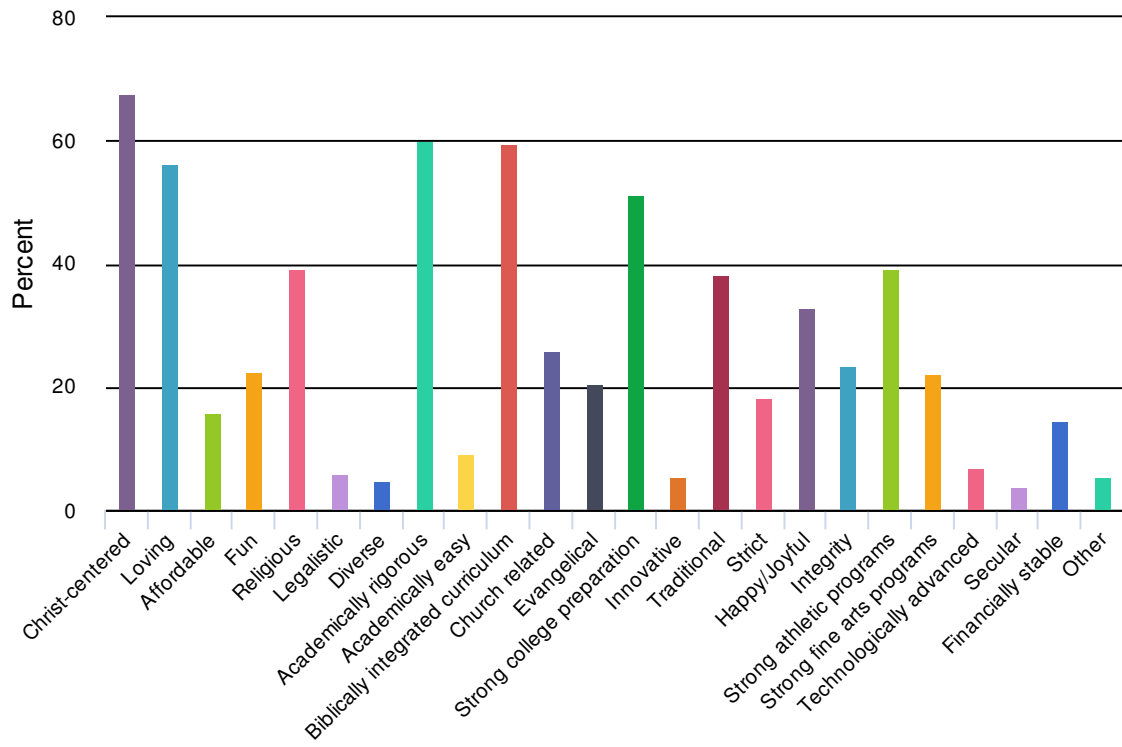
Value		Percent	Responses
Junior Kindergarten - 4th Grade		19.0%	91
5th - 8th Grade		28.8%	138
9th - 12th Grade		34.6%	166
None of the above		36.5%	175

10. From where you live, what is your proximity to SLCA?



Value		Percent	Responses
less than 5 miles		19.0%	91
5-10 miles		37.1%	178
11-15 miles		21.3%	102
16-20 miles		10.4%	50
more than 20 miles		12.3%	59
			Totals: 480

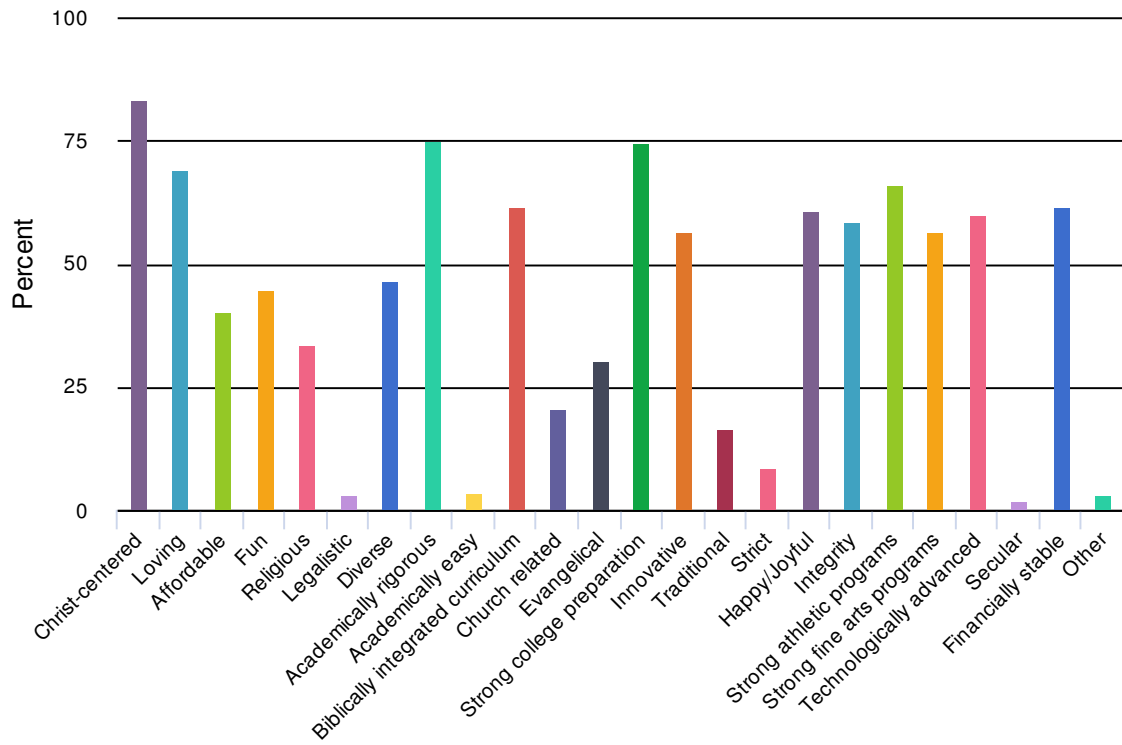
11. Which of the following words or phrases best describe SLCA? (Check all that apply.)



Value	Percent	Responses
Christ-centered	67.8%	288
Loving	56.2%	239
Affordable	15.8%	67
Fun	22.4%	95
Religious	39.3%	167
Legalistic	6.1%	26
Diverse	4.7%	20
Academically rigorous	60.0%	255
Academically easy	9.2%	39
Biblically integrated curriculum	59.5%	253
Church related	25.9%	110
Evangelical	20.7%	88
Strong college preparation	51.1%	217

Value		Percent	Responses
Innovative		5.4%	23
Traditional		38.4%	163
Strict		18.4%	78
Happy/Joyful		32.9%	140
Integrity		23.5%	100
Strong athletic programs		39.3%	167
Strong fine arts programs		22.1%	94
Technologically advanced		7.1%	30
Secular		3.8%	16
Financially stable		14.4%	61
Other		5.4%	23

12. Which of the following words or phrases do you believe should best describe SLCA? (Check all that apply.)



Value	Percent	Responses
Christ-centered	83.5%	355
Loving	69.2%	294
Affordable	40.2%	171
Fun	44.5%	189
Religious	33.4%	142
Legalistic	3.1%	13
Diverse	46.8%	199
Academically rigorous	75.1%	319
Academically easy	3.5%	15
Biblically integrated curriculum	61.6%	262
Church related	20.7%	88
Evangelical	30.4%	129
Strong college preparation	74.8%	318








Value		Percent	Responses
Innovative		56.7%	241
Traditional		16.7%	71
Strict		8.5%	36
Happy/Joyful		60.9%	259
Integrity		58.4%	248
Strong athletic programs		65.9%	280
Strong fine arts programs		56.5%	240
Technologically advanced		60.2%	256
Financially stable		61.6%	262
Other		3.1%	13
Secular		2.1%	9


13. Rank the following reasons for your affiliation with SLCA in order of importance.

Item	Overall Rank	Rank Distribution	Score	No. of Rankings
Christian values of the school	1		3,157	388
Strong teaching/college preparation	2		2,682	372
Caring family environment	3		2,395	373
Location of the school	4		1,785	365
Community involvement/missions	5		1,594	339
Athletics	6		1,475	347
Affordability	7		1,421	341
Denominational/church affiliation	8		1,087	330
Fine Arts	9		1,034	332









Lowest Rank Highest Rank


14. Rank the following opportunities for SLCA to add or improve its facilities.

Item	Overall Rank	Rank Distribution	Score	No. of Rankings
Dining facilities	1		1,908	366
High School (Wilcox Building)	2		1,670	352
Lower School (a.k.a. First Building)	3		1,499	337
Athletics space	4		1,477	354
Fine arts space	5		1,419	343
Middle School (Hampton Hall)	6		1,219	328
Playgrounds	7		804	330



15. Rank the following projects to which you would be most likely to contribute financially.

Item	Overall Rank	Rank Distribution	Score	No. of Rankings
Academic facilities and programs	1		2,124	340
Improved technology	2		2,102	335
A new or renovated school gymnasium	3		1,433	311
Athletic facilities and programs	4		1,398	310
A new or renovated performing arts and assembly space	5		1,378	305
Fine arts facilities and programs	6		1,321	305
Road frontage beautification	7		1,044	293
New school signage	8		966	287



 Lowest Rank Highest Rank

16. SLCA operates consistently with its Christian mission.

	Strongly Agree	Agree	No Opinion	Disagree	Strongly Disagree	Responses
Count	141	209	34	23	7	414
Row %	34.1%	50.5%	8.2%	5.6%	1.7%	
Totals						
Total Responses						414

17. SLCA's tuition and fees are a good value for the quality of education provided.

	Strongly Agree	Agree	No Opinion	Disagree	Strongly Disagree	Responses
Count	84	203	65	44	18	414
Row %	20.3%	49.0%	15.7%	10.6%	4.3%	
Totals						
Total Responses						414

18. SLCA students are well prepared for college.

	Strongly Agree	Agree	No Opinion	Disagree	Strongly Disagree	Responses
Count	123	187	73	25	6	414
Row %	29.7%	45.2%	17.6%	6.0%	1.4%	
Totals						
Total Responses						414

19. SLCA students are well prepared for life.

	Strongly Agree	Agree	No Opinion	Disagree	Strongly Disagree	Responses
Count	70	190	68	67	18	413
Row %	16.9%	46.0%	16.5%	16.2%	4.4%	
Totals						
Total Responses						413

20. SLCA teaches students problem solving and critical thinking skills.

	Strongly Agree	Agree	No Opinion	Disagree	Strongly Disagree	Responses
Count	80	213	59	49	13	414
Row %	19.3%	51.4%	14.3%	11.8%	3.1%	
Totals						
Total Responses						414

21. SLCA has competent and qualified teachers.

	Strongly Agree	Agree	No Opinion	Disagree	Strongly Disagree	Responses
Count	105	210	36	48	15	414
Row %	25.4%	50.7%	8.7%	11.6%	3.6%	
Totals						
Total Responses						414

22. SLCA has quality athletic programs.

	Strongly Agree	Agree	No Opinion	Disagree	Strongly Disagree	Responses
Count	69	235	56	41	13	414
Row %	16.7%	56.8%	13.5%	9.9%	3.1%	
Totals						
Total Responses						414

23. SLCA has quality fine arts programs.

	Strongly Agree	Agree	No Opinion	Disagree	Strongly Disagree	Responses
Count	50	191	111	43	19	414
Row %	12.1%	46.1%	26.8%	10.4%	4.6%	
Totals						
Total Responses						414

24. SLCA has competent and qualified administrators.

	Strongly Agree	Agree	No Opinion	Disagree	Strongly Disagree	Responses
Count	124	205	44	31	10	414
Row %	30.0%	49.5%	10.6%	7.5%	2.4%	
Totals						
Total Responses						414

25. SLCA class sizes are appropriate for student learning.

	Strongly Agree	Agree	No Opinion	Disagree	Strongly Disagree	Responses
Count	139	232	10	25	8	414
Row %	33.6%	56.0%	2.4%	6.0%	1.9%	
Totals						
Total Responses						414

26. SLCA provides an academically rigorous math education.

	Strongly Agree	Agree	No Opinion	Disagree	Strongly Disagree	Responses
Count	135	208	34	30	7	414
Row %	32.6%	50.2%	8.2%	7.2%	1.7%	
Totals						
Total Responses						414

27. SLCA provides an academically rigorous language arts education.

	Strongly Agree	Agree	No Opinion	Disagree	Strongly Disagree	Responses
Count	115	209	51	31	8	414
Row %	27.8%	50.5%	12.3%	7.5%	1.9%	
Totals						
Total Responses						414

28. SLCA provides an academically rigorous science / STEM education.

	Strongly Agree	Agree	No Opinion	Disagree	Strongly Disagree	Responses
Count	86	183	73	61	11	414
Row %	20.8%	44.2%	17.6%	14.7%	2.7%	
Totals						
Total Responses						414

29. SLCA provides an academically rigorous foreign language education.

	Strongly Agree	Agree	No Opinion	Disagree	Strongly Disagree	Responses
Count	38	145	93	112	26	414
Row %	9.2%	35.0%	22.5%	27.1%	6.3%	
Totals						414
Total Responses						414

30. SLCA provides a broad range of elective opportunities for students.

	Strongly Agree	Agree	No Opinion	Disagree	Strongly Disagree	Responses
Count	31	155	96	107	25	414
Row %	7.5%	37.4%	23.2%	25.8%	6.0%	
Totals						414
Total Responses						414

31. SLCA provides a broad range of clubs and extra curricular activities for students.

	Strongly Agree	Agree	No Opinion	Disagree	Strongly Disagree	Responses
Count	27	174	84	108	21	414
Row %	6.5%	42.0%	20.3%	26.1%	5.1%	
Totals						414
Total Responses						414

32. SLCA students are motivated to learn.

	Strongly Agree	Agree	No Opinion	Disagree	Strongly Disagree	Responses
Count	50	228	70	48	18	414
Row %	12.1%	55.1%	16.9%	11.6%	4.3%	
Totals						
Total Responses						414

33. SLCA teachers communicate with parents in an effective manner.

	Strongly Agree	Agree	No Opinion	Disagree	Strongly Disagree	Responses
Count	83	205	54	54	18	414
Row %	20.0%	49.5%	13.0%	13.0%	4.3%	
Totals						
Total Responses						414

34. I make charitable contributions to SLCA on a regular basis.

	Strongly Agree	Agree	No Opinion	Disagree	Strongly Disagree	Responses
Count	22	110	138	99	45	414
Row %	5.3%	26.6%	33.3%	23.9%	10.9%	
Totals						
Total Responses						414

35. I attend SLCA athletic events on a regular basis.

	Strongly Agree	Agree	No Opinion	Disagree	Strongly Disagree	Responses
Count	64	167	48	104	31	414
Row %	15.5%	40.3%	11.6%	25.1%	7.5%	
Totals						
Total Responses						414

36. I attend SLCA fine arts events on a regular basis.

	Strongly Agree	Agree	No Opinion	Disagree	Strongly Disagree	Responses
Count	43	157	70	112	32	414
Row %	10.4%	37.9%	16.9%	27.1%	7.7%	
Totals						
Total Responses						414

37. When SLCA is ready to launch a capital giving campaign, I am willing to make a financial commitment to that campaign.

	Strongly Agree	Agree	No Opinion	Disagree	Strongly Disagree	Responses
Count	27	156	142	61	28	414
Row %	6.5%	37.7%	34.3%	14.7%	6.8%	
Totals						
Total Responses						414

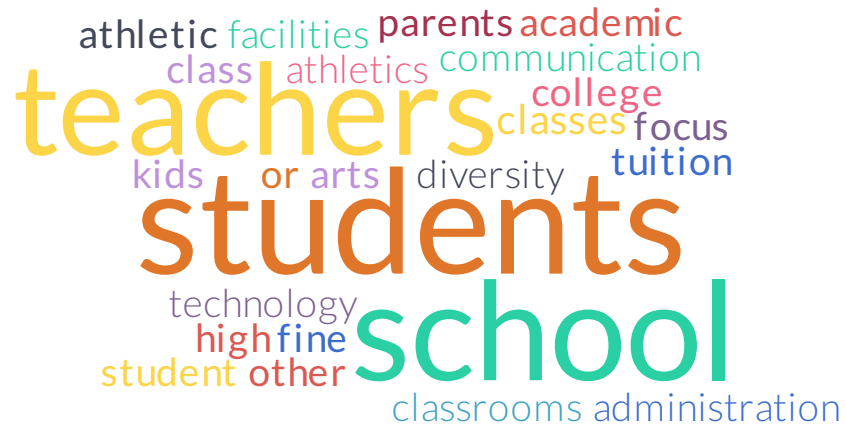
38. SLCA does a good job marketing the school in Huntersville and surrounding areas.

	Strongly Agree	Agree	No Opinion	Disagree	Strongly Disagree	Responses
Count	11	105	140	133	25	414
Row %	2.7%	25.4%	33.8%	32.1%	6.0%	
Totals						
Total Responses						414

39. What is your favorite thing about SLCA?



40. What is one thing about SLCA that you would change if you were able?



41. What ideas would you suggest for marketing SLCA to the broader Charlotte area?



42. In what ways should SLCA strengthen its Christian identity and mission?



43. How likely are you to recommend SLCA to friends, family members, peers, or colleagues? (0 = not at all likely; 10 = highly likely)

NPS Score: 18.2



Promoters		42.4%	165
Passives		33.4%	130
Detractors		24.2%	94

Totals: 389