

How to Set Up Your Online Scrip Account For purchasing Lands' End Scrip (A 14% return for SLCA PTF)

Registration at www.ScripZone.com

1. Go to www.ScripZone.com and click in the **New User Option**.



2. Create your **Secure Online Account**:

- ✓ **Create Your User Name**
- ✓ **Password**
- ✓ **Enter your Email Address**
(Confirmation of your orders are emailed to registered accounts)
- ✓ **Choose a Security Question**
- ✓ **Answer Security Question**

Registration Form

Begin today supporting your nonprofit organization by creating your online ScripZone.com account below. Once registered, you may join your group or groups that you plan to support with your purchases. The Group's Unique Id can be obtained from your Organization Leader.

Sign Up for Your New Account

User Name:

Password:

Confirm Password:

E-mail:

Security Question:

Security Answer:

Note: By creating a user you agree to Scripzone.com terms and conditions. We may send you e-mails regarding your orders in scripzone.com, group activities, and other special promotions.

Registration (continued)

3. Enter your Contact Information. Please be sure to include your full address and phone where you may be reached for clarification of your order if needed. By creating a User, you do agree to receiving information and updates from www.ScripZone.com concerning confirmation of orders you have placed, special retailer discounts from 'ScripNotes' our electronic newsletter, and emails from your Group Scrip Coordinator. *It is our policy that **NO** information, including emails, phone or addresses are **EVER** made available to third parties.

Registration Form

Begin today supporting your nonprofit organization by creating your online ScripZone.com account below. Once registered, you may join your group or groups that you plan to support with your purchases. The Group's Unique Id can be obtained from your Organization Leader.

You are almost done, Please complete the following information:

First Name:

Last Name:

Address Line 1:

Address Line 2:

City:

State:

Zip:

Phone:

Note: By creating a user you agree to Scripzone.com terms and conditions. We may send you e-mails regarding your orders in scripzone.com, group activities, and other special promotions.

4. After registering you will be prompted to provide an Organization ID.

Please enter the following Group ID: **709949SCA**

Thank you for Registering

To begin ordering with www.ScripZone.com please join as a supporter of your organization by entering their Unique Group Id below. After Entering the Group ID just click Join Group. After adding your group, you are ready to start placing orders.

Enter your Group's Unique Id here.



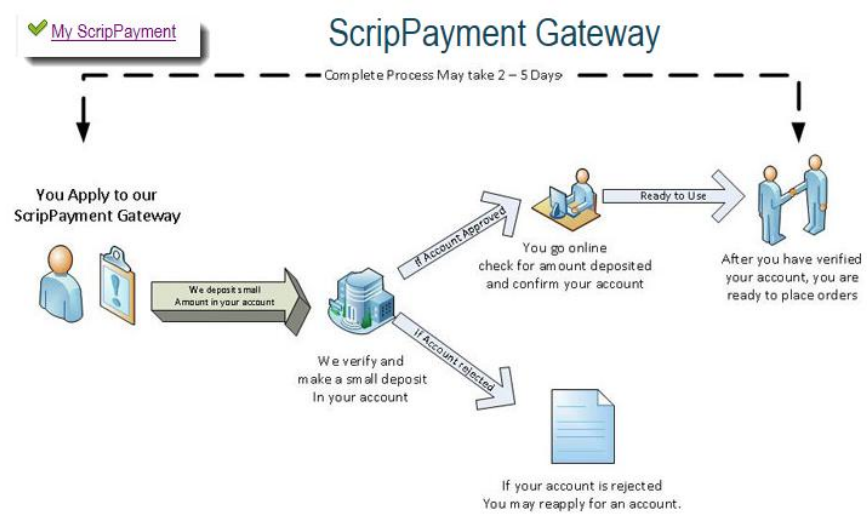
Group ID	Group Name
No records to display.	

Your Group Id will appear here.

Your Group's Name will appear here.

Payment (this step must be initiated at least 4 business days before placing the order)

The **ScripPayment Gateway** link is found on the User Home Page after logging on to ScripZone. Follow the instructions found on the site.



Once you submit the Banking Information required, our Gateway will verify your accounts by depositing a small amount **INTO** your account. This process requires 3 – 5 business days. If you bank online, check your bank account or statement for the transaction and note the amount deposited. Amounts will vary with each verification process. Once the deposit is confirmed to the Gateway, your status will change on the HomePage.

- ✓ My ScripPayment Gateway Center (Waiting for Your Approval)
- Click on the link and confirm amount deposited into account.
- Enter the amount deposited into your account and click Approve eCheck. You are now approved to electronically process payment for your Scrip Orders.

Please note that by approving and establishing this account you understand and agree to the Terms and conditions of www.scripzone.com.

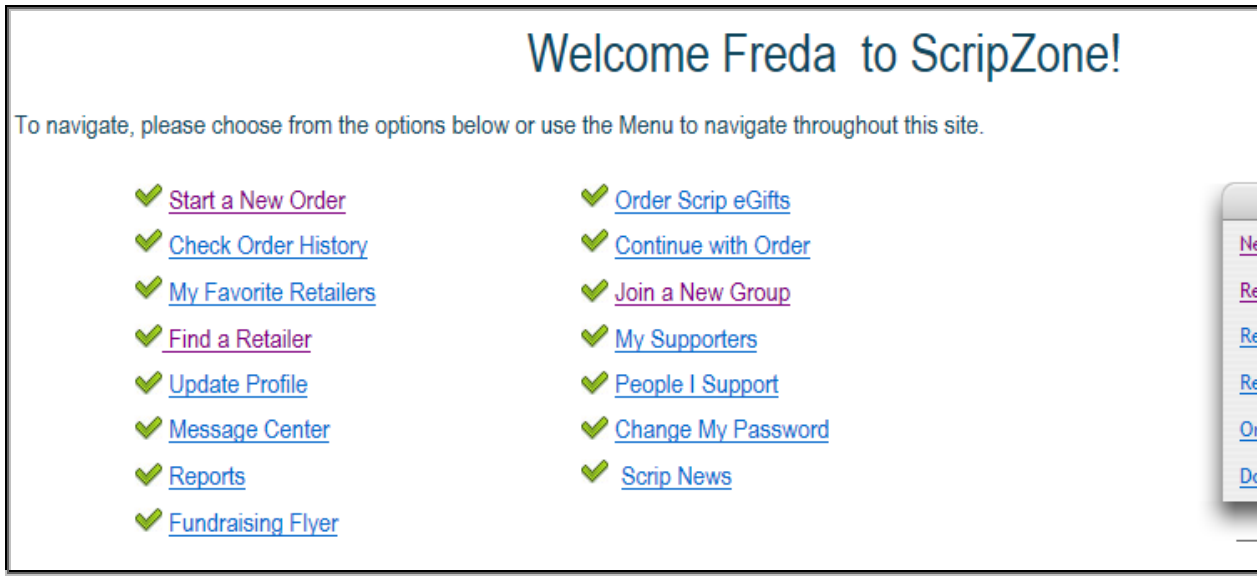
- ✓ A \$0.50 fee will be added to your total order and processed with each payment. This charge applies to each transaction.
- ✓ Currently there are no additional fees per eGift ordered because there is a waiting period before they are received. In the future, if UnitedScrip decides to allow for instant access to the funds on an eGift, there will be an additional processing charge per eGift ordered. This fee is to cover the additional costs to UnitedScrip.
- ✓ I authorize UnitedScrip to electronically transfer funds from my account for payments due.

If you do not set up the ScripPayment Gateway the only payment method will be a credit card. The items that are listed on the order form are not available for purchase by a credit card, so you will not see them listed.

Placing the Order

Each designated person will log onto www.ScripZone.com

They will see the screen below. At this point click on “Start a New Order.”

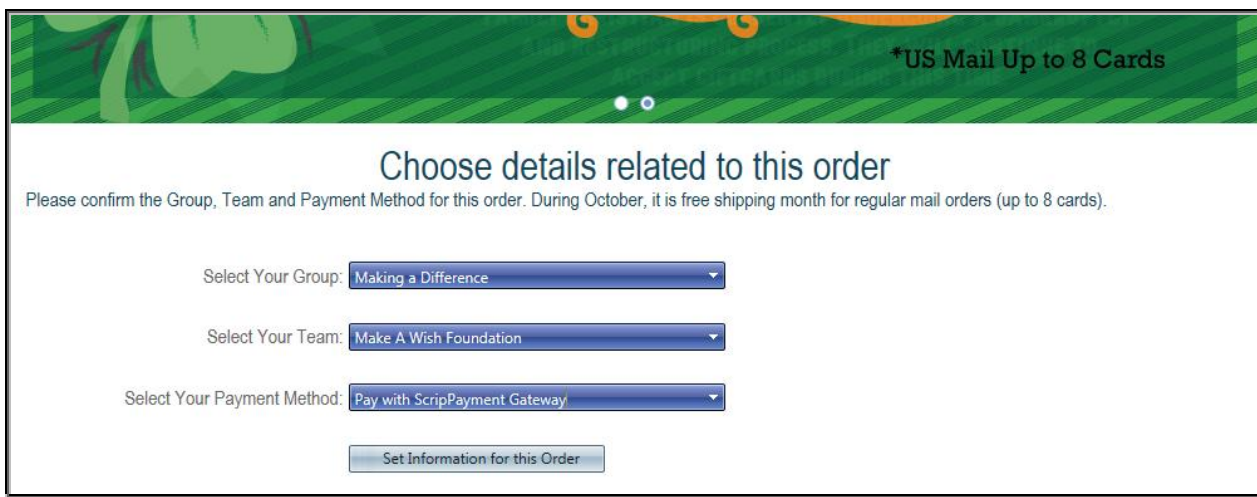


At the next screen, use the drop down boxes to select the following items:

Select Your Group: **709949SCA**

Select Your Team: **PTF Campaign**

Select Your Payment Method: Pay with ScripPayment Gateway



After clicking on “Set Information for the Order” choose any of the four links for ordering and follow through the process. If you have questions at any point in the step, please call UnitedScrip at 864-886-9701 and ask for Freda.